



■ ■ RÉPUBLIQUE FRANÇAISE

GLOBAL SHORT MATURITY RESPONSIBLE HIGH YIELD FUND

Responsible Investing for a Sustainable Future

2024 Q1 Impact Report

SKY HARBOR
GLOBAL FUNDS
Responsible Investing for a Sustainable Future

March 31, 2024

By accepting this presentation, you agree the information herein is: (i) proprietary to SKY Harbor; (ii) not to be used for any purpose other than for educational and marketing purposes; (iii) not an offer or solicitation to buy or sell securities; and (iv) subject to important disclosures and disclaimers contained throughout this presentation. Please refer to the prospectus and KIID of SKY Harbor Global Funds (see www.skyharborglobalfunds.com) before making any final investment decisions.

Marketing Communications

Our socially responsible investment strategies seek to deliver **attractive financial returns** while encouraging issuers to **embrace Corporate Sustainability** that contribute to the **UN Sustainable Development Goals**



“Corporate Sustainability is a company’s delivery of long-term value in financial, environmental, social and ethical terms.”

UN Global Compact

While there are no assurances that investment objectives can be achieved, we believe Corporate Sustainability positions companies for enhanced resiliency and access to capital, leading to a lower propensity to default.

THE EXTRA-FINANCIAL OBJECTIVE

We believe the integration of ESG risk mitigation and the identification of key characteristics that define well-conceived corporate sustainability strategies enhances our ability to meet our funds' financial objectives. ESG risk mitigation, however, does not guarantee optimal asset allocation. See "Important Disclosure and Disclaimers" in this presentation for additional information.

Our actively managed responsible investment strategies share an extra-financial objective to encourage issuers of below investment grade debt to embrace Corporate Sustainability, as defined by the UN Global Compact and the OECD Guidelines for Multinational Enterprises, and contribute to Sustainable Development through business activity that increasingly aligns with one or more of the 17 UN Sustainable Development Goals.

Over time, our actively managed strategies are expected to generally have heavier weighting for issuers with more positive E, S, G and HR^{rts} metrics and momentum towards corporate sustainability. We intend to monitor such progress according to each of these four dimensions using specific Impact Indicators:

Environment: Direct and Indirect GHG emissions (Scope 1 & 2)

Social: Safety & Wellness Factor

Governance: Chief Sustainability Officer or Committee

Human Rights: CSR HR^{rts} *

*Covering the three themes of governance & policies, due diligence, and remediation & grievance mechanisms

CORPORATE SUSTAINABILITY BREADTH AND DEPTH INCREASING THROUGH THE HIGH YIELD ISSUER UNIVERSE

Based on our tracking of key E,S,G and HR^{rt}s factors in our proprietary value rubric, we see some concepts more fully embraced with deeper implementation accelerating across certain topics.

Category	High Yield Companies	% of Issuer Universe	Year-over-Year Growth	Commentary
G	Issuing a sustainability report and/or commentary	69%	-3%	At ~70% the y/y modest decline is likely from constituent changes, but generally seems well penetrated across universe. We also increased our minimum standard to qualify.
G	Integrating reporting standards (e.g. GRI, SASB)	53%	+28%	HY management is getting the message that standardized transparency is important for investors.
G	Chief Sustainability Officer (or Board Ownership)	60%	+23%	Much higher uptake directly into Board governance and additional c-level management positions.
G	C-suite compensation tied to ESG or sustainability	21%	+74%	Big growth rate y/y, while uptake is increasing across the universe.
E	Met highest standard of TCFD reporting	39%	+58%	Significant growth across universe as management teams are getting more familiar with the concept and how to discuss environmental risks and opportunities.
E	Net Zero commitment	27%	+61%	Still low penetration, but an advanced topic that is growing. Given the low penetration, we saw even less with science based target pathways, but expect that will be a developing concept over the next several years.
S	Chief Diversity Officer (or C-suite committee)	56%	+23%	Consistent improvement and uptake across all DE&I factors tracked.
S	DEI policies and strategies	69%	+20%	
S	DEI collective efforts	46%	+28%	

Health and safety metrics, human rights policies and community engagement showing limited growth and moving towards “table stakes” as companies seem to understand these are minimum disclosures and corporate values

4 SKY Harbor proprietary Value Rubric scoring comparing number of issuers in the ICE BofA US HY Index (“H0A0”) on December 31, 2021, and May 15, 2023, meeting described criteria. Not a complete list.

ENGAGEMENT TRACKER

Direct engagements

Engagement with companies to better understand risks and drive improvement on ESG behaviors

Topics: tailored to company's progress

Objective: engage with 35-50 companies annually

Trailing 12-month direct: 36

Primary Topic	2Q2023	3Q2023	4Q2023	1Q2024
Environmental	10	3	11	2
Social	10	3	4	2
Governance	7	3	4	2
Human Rights	5	1	2	4
Impact Indicators				
Environmental	9	3	10	1
Social	4	0	1	0
Governance	7	3	2	1
Human Rights	4	0	2	3
Total Engagements	14	5	15	5
Direct	13	4	14	5
Collective	1	1	1	0

Collective engagements



Continued Paris aligned working group participation

The goals remain to acquire more information AND to raise the bar by advocating for advancements in the respective categories.

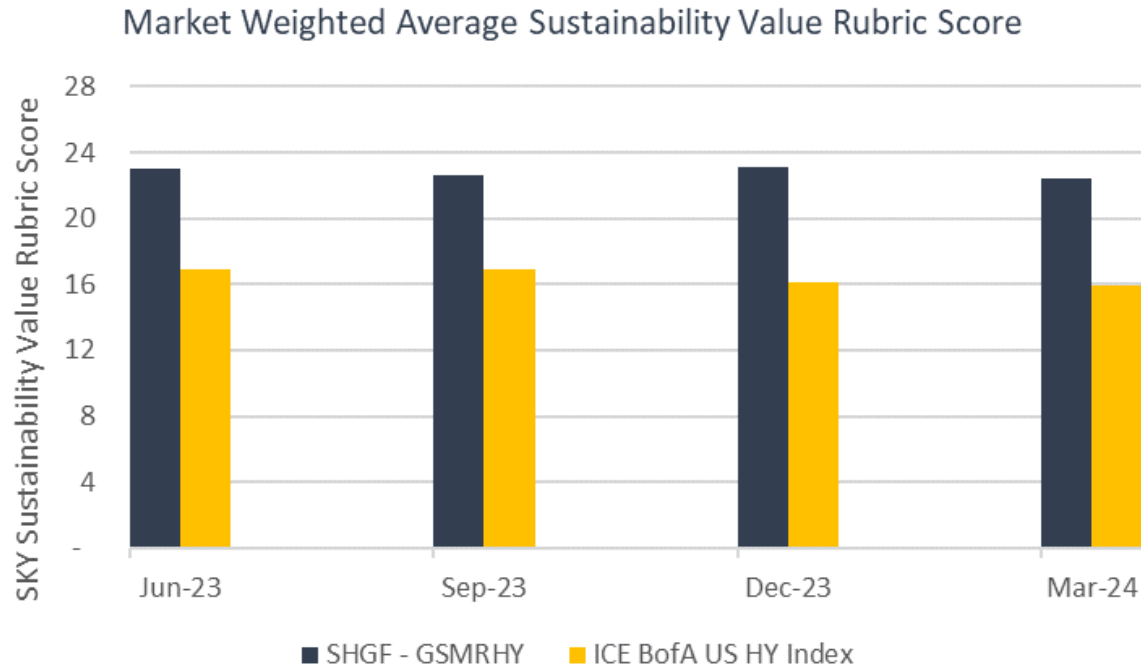
Q1 spotlight

We were impressed to engage with a technology company in the semiconductor space on carbon reduction and water reduction targets. The company recently adopted a net zero goal by 2050 with science-based targets. One area of focus for them is renewable energy, specifically solar which is ramping up across various jurisdictions. They also are embarking on a water intensity reduction target of 20% by 2030 with a 3% reduction coming in 2022. They have progressed more quickly on waste reduction targets. What we find impressive is they have ambitious targets and are fairly well defined, yet disclosed that they have had limited ESG engagements (6) from equity investors and we were the first from the credit side.

We have been advocating for hospital companies to publicly produce a human rights policy given they are already embarking on many of these principles. We believe the more companies that publish and uphold human rights policies and standards the more pressure it puts on those without policies and standards to follow suit.

6 Source: SKY Harbor. For illustrative purposes only and not a recommendation or offer to buy or sell; not a complete sample

SUSTAINABILITY SCORE COMPARISON TO THE INVESTABLE UNIVERSE*

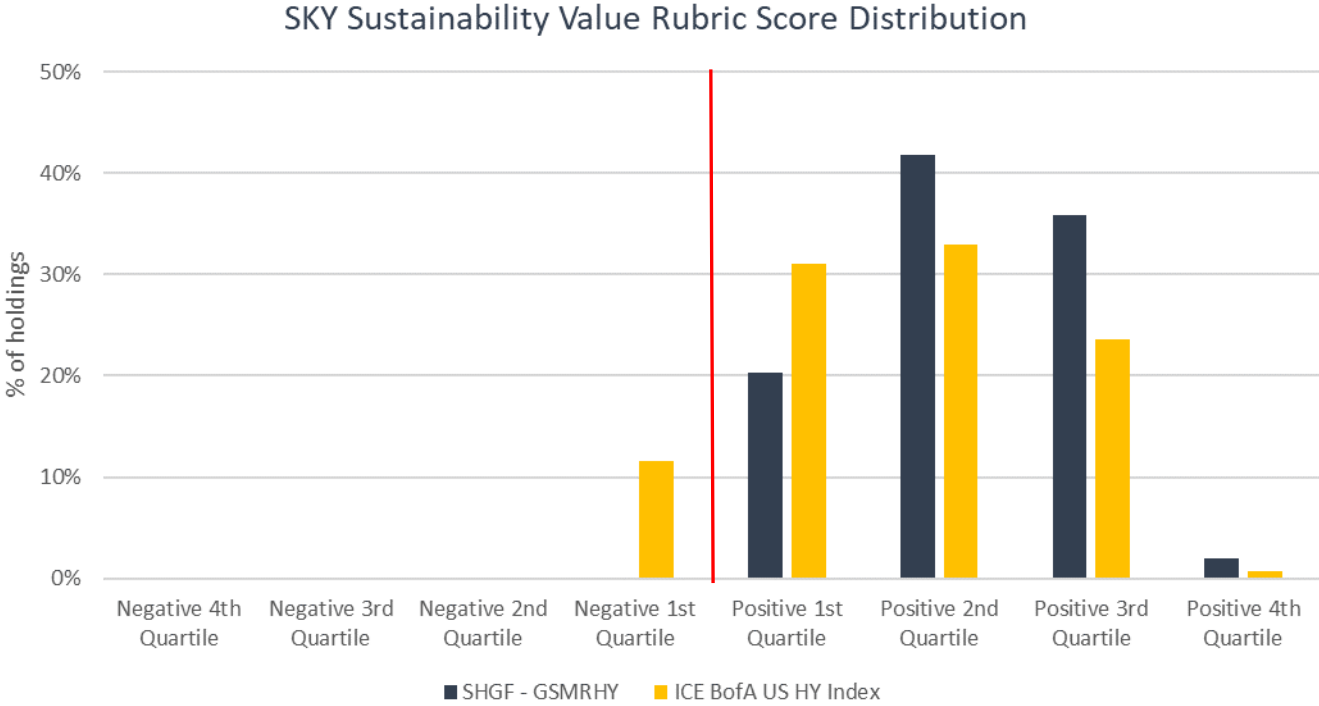


The Fund is not benchmarked. Comparative data is the ICE BofA US High Yield Index

SKY Harbor, ICE BofA, as of March 31, 2024

* As defined in the SHGF prospectus, the Investable Universe means the High Yield debt securities comprising the ICE BofA US High Yield Index
"SHGF – GSMRHY" represents the SKY Harbor Global Funds – Global Short Maturity Responsible High Yield Fund

SKY HARBOR SUSTAINABILITY FACTOR SCORECARD



The Fund is not benchmarked. Comparative data is the ICE BofA US High Yield Index
 SKY Harbor, ICE BofA, as of March 31, 2024

LONG TERM ENGAGEMENT ACTIONS TO CONTINUALLY IMPROVE OUR INDICATOR SCORES

Direct and Indirect GHG Emissions (Scope 1 & 2)

E

- Target companies with SBT and Paris Agreement alignment goals
- Advocate for companies to disclose carbon reduction targets
- Penalize companies failing to address high transition risk

Chief Sustainability Officer or Committee

G

- Target companies with management teams dedicated to sustainability
- Advocate for companies to create C-level position to integrate sustainability across the business

S

Safety & Wellness Factor

- Target companies with dedicated focus on safety and wellness and improving incident rates
- Advocate for companies to disclose incident rates and remediation actions

CSR HR^{rts}

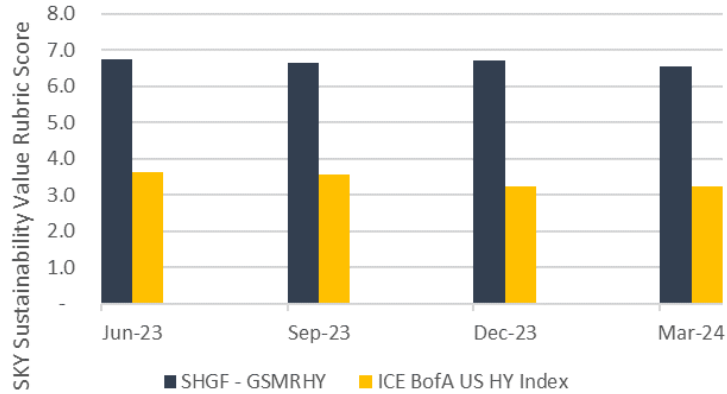
HR^{rts}

- Target companies implementing the UN “Protect, Respect & Remedy” Framework set forth in Guiding Principles on Business and Human Rights
- Target companies with CSRs that highlight regular and consistent engagement across all stakeholders
- Target companies with robust code of conduct and employee relation policies
- Advocate for companies to join the UN Global Compact as an affirmation of dedication to human rights

E, S, G AND HR OVERALL EVOLUTIONS OF THE FUND

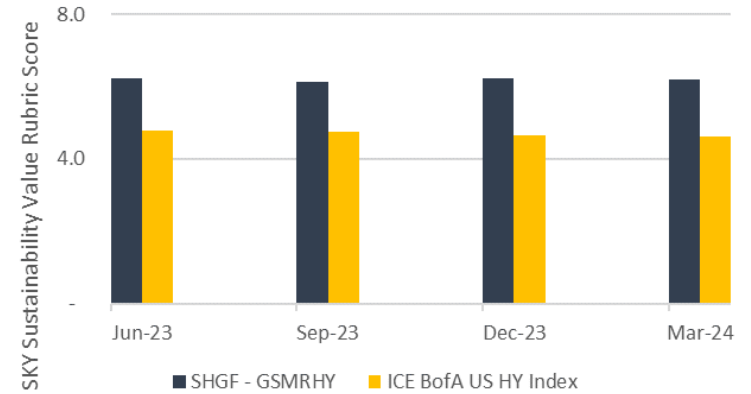
E

Environmental Sustainability Value Rubric Score



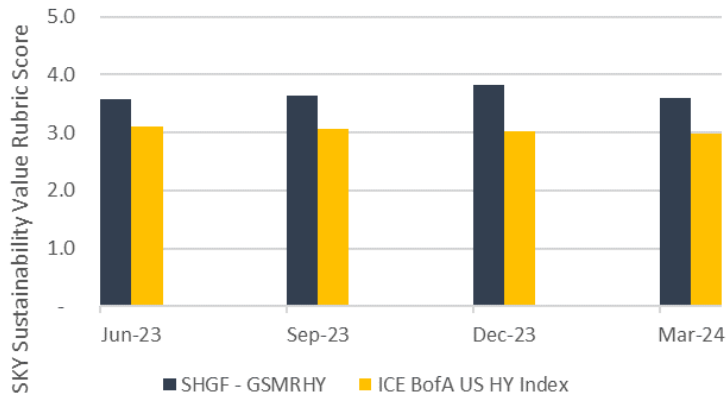
S

Social Sustainability Value Rubric Score



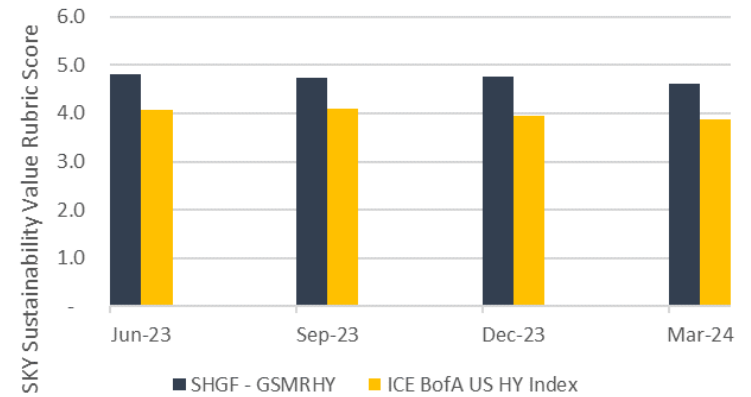
G

Governance Sustainability Value Rubric Score



HR^{rts}

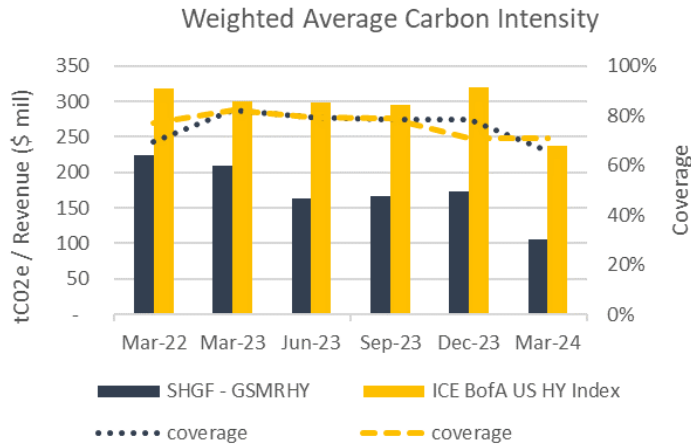
Human Rights Sustainability Value Rubric Score



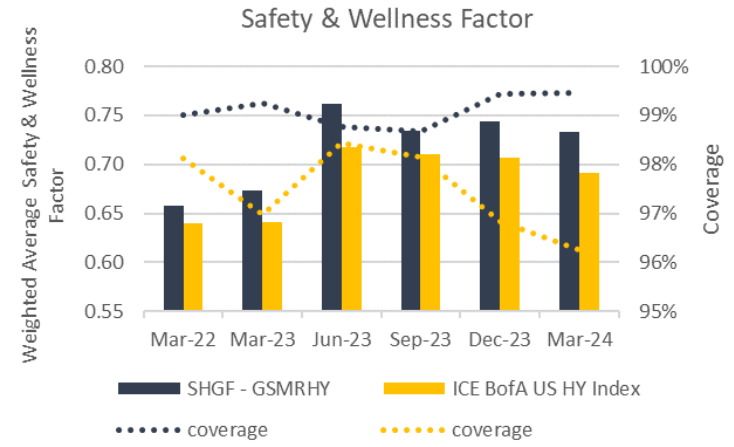
The Fund is not benchmarked. Comparative data is the ICE BofA US High Yield Index
SKY Harbor, ICE BofA, as of March 31, 2024

KEY E,S,G, HR INDICATOR EVOLUTIONS

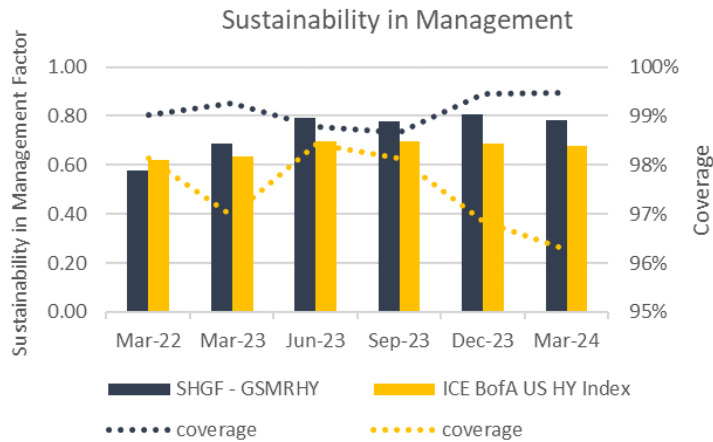
E



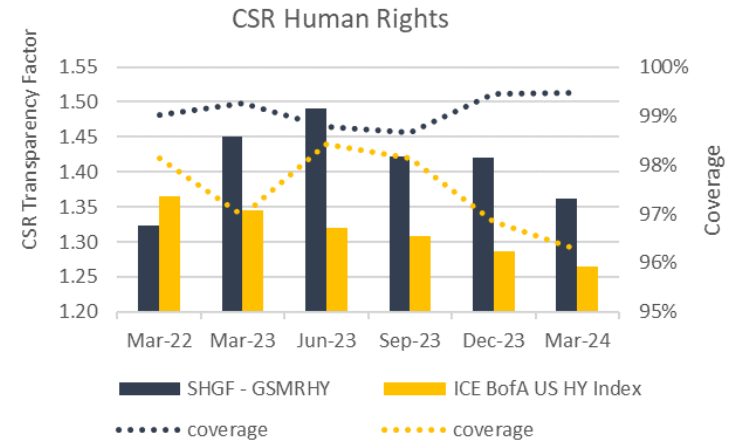
S



G



HRrts



KEY COMPLIANCE AND AVOIDANCE HIGHLIGHTS

Goal: Exclude >20% of the Investment Universe through negative screening and minimum ESG scores

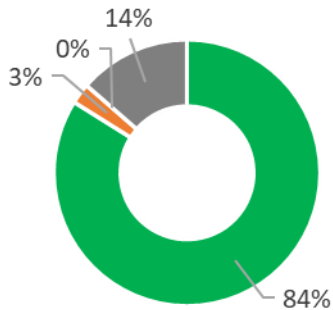
Exclusionary Screen	Market Weight (%)
Negative screening exclusions	18.31
Countries excluded (but not negatively screened and not below eligibility threshold)	0.95
ESG scores below eligibility threshold but not negatively screened and not an excluded country	3.92
Total Investment Universe Exclusion	23.18

Goal: Avoid high-risk controversies

Goal: Own green/sustainable linked bonds when appropriate

ISS-ESG Norms-Based Controversy Portfolio Screening*

No new controversies observed



GREEN

- 1 No Allegation
- 2 Past Involvement
- 3 Involvement Beyond Scope
- 4 Undergoing Remediation
- 5 Under Observation

AMBER

- 6 Fragmentary Information
- 7 Verified Failure to Respect Established Norms, Undergoing Remediation
- 8 Alleged Failure to Respect Established Norms
- 9 Imminent Failure to Respect Established Norms

RED

- 10 Verified Failure to Respect Established Norms

GREY

Not covered

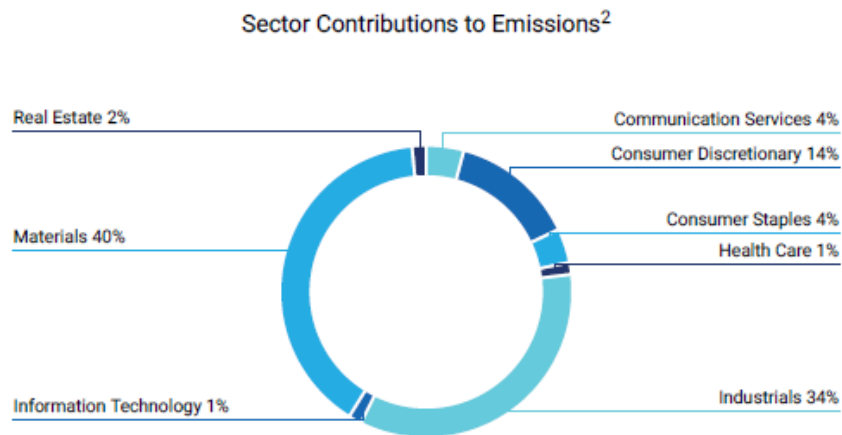
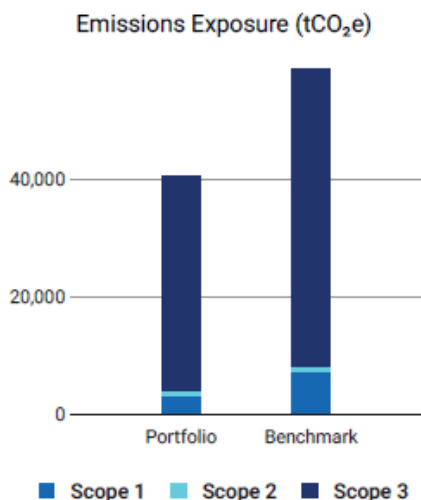
SKY Harbor retains ISS ESG to help screen for norms-based violations and performs the analysis internally

The Fund is not benchmarked. Comparative data is the ICE BofA US High Yield Index
 SKY Harbor, ICE BofA, ISS ESG as of March 31, 2024

CARBON EXPOSURE RELATIVE TO THE OVERALL HIGH YIELD MARKET

Disclosure Number/Weight	Emission Exposure tCO ₂ e		Relative Emission Exposure			Climate Performance	
	Share of Disclosing Holdings	Scope 1 & 2	Incl. Scope 3	tCO ₂ e/Invested	tCO ₂ e/Revenue	Weighted Avg	
				Relative Carbon Footprint	Carbon Intensity	Weighted Avg Carbon Intensity	Carbon Risk Rating ¹
Portfolio	73.6% / 76.5%	3,872	40,263	73.04	115.36	101.48	47
Benchmark	66% / 71.3%	7,933	58,882	149.63	231.09	252.93	45
Net Performance	7.6 p.p. / 5.1 p.p.	51.2%	31.6%	51.2%	50.1%	59.9%	—

Emission Exposure Analysis



¹ Note: Carbon Risk Rating data is current as of the date of report generation.

² Emissions contributions for all other portfolio sectors is less than 1% for each sector.

Source: SKY Harbor, SKY Harbor Global Funds Global Short Maturity Responsible High Yield, ISS ESG as of March 31, 2024
 “Benchmark” is ICE BofA US High Yield Index for relative comparison only. The Fund is not benchmarked.

PORTFOLIO SDS BUDGET ALIGNMENT

Portfolio and Benchmark Comparison to SDS Budget (Red = Overshoot)				
	2024	2030	2040	2050
Portfolio	-45.88%	-43.16%	-7.93%	+71.54%
Benchmark	+30.88%	+46.5%	+134.32%	+313.17%

2042

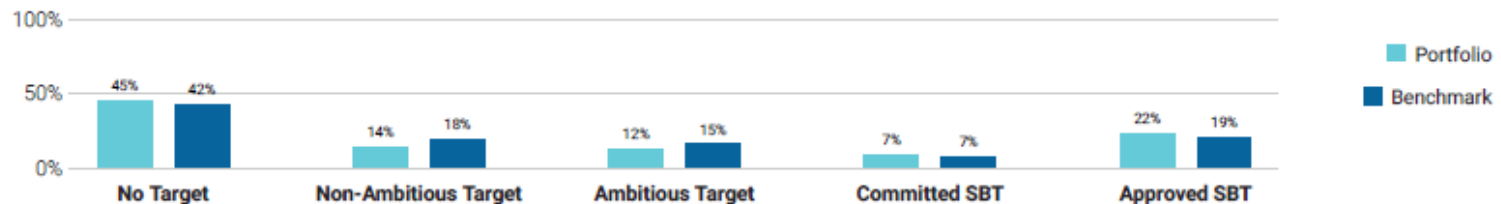
The portfolio exceeds its SDS budget in 2042.

2°C

The portfolio is associated with a potential temperature increase of 2°C by 2050.

Climate Targets Assessment (% Portfolio Weight)

In order to transition, holdings need to commit to alignment with international climate goals and demonstrate future progress. Currently 41% of the portfolio's value is committed to such a goal. This includes ambitious targets set by the companies as well as committed and approved Science Based Targets (SBT). While commitments are not a guarantee to reach a goal, the 45% of the portfolio without a goal is unlikely to transition and should receive special attention from a climate risk conscious investor.



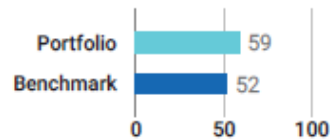
Source: SKY Harbor, SKY Harbor Global Funds Global Short Maturity Responsible High Yield, ISS ESG as of March 31, 2024
 "Benchmark" is ICE BofA US High Yield Index for relative comparison only. The Fund is not benchmarked.

SDS refers to the Sustainable Development Scenario, an integrated scenario introduced in the IEA's World Energy Outlook that specifies a plausible pathway to concurrently achieve universal energy access, meeting the objectives of the Paris Agreement on climate change and significantly reducing air pollution by 2030.

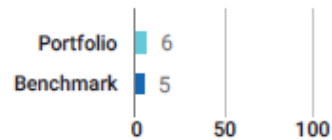
NET ZERO ANALYSIS

SKY Harbor affirmed its net zero portfolio targets to have at least 20% of the portfolio in material sectors considered net zero, aligned or aligning by 2030. Given the low amount in the high yield universe that are aligning currently we need to continue to accelerate the rate of change over the next decade through individual and collective engagements, regulatory enhancements, corporate and social pressures.

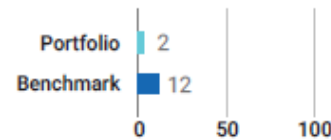
Material GHG Disclosure (%)



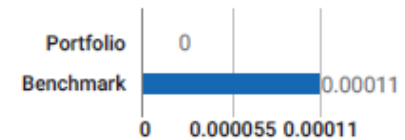
Net Zero Alignment (%)



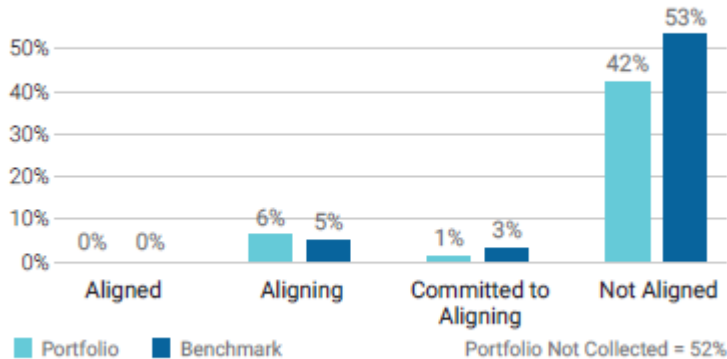
Fossil Fuel Expansion (%)



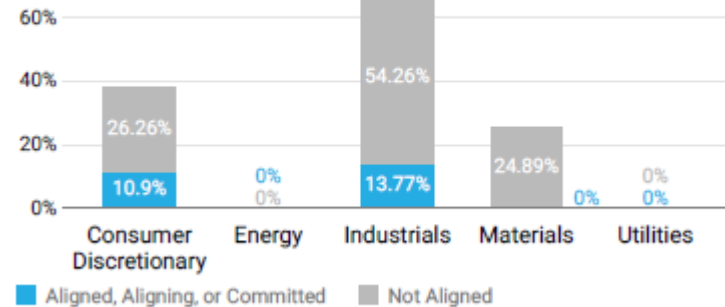
Reserves Potential Emissions (GtCO_{2e})



Target Alignment Status



Alignment per High Impact Sector



Source: SKY Harbor, SKY Harbor Global Funds Global Short Maturity Responsible High Yield, ISS ESG as of March 31, 2024
 "Benchmark" is ICE BofA US High Yield Index for relative comparison only. The Fund is not benchmarked.

DEFINED SUSTAINABLE INVESTMENTS

Defined Sustainable Investments	Portfolio	Minimum Commitment
<u>Environmental Sustainable Investments</u>		
Exceeds SKYSIS-E score baseline	14%	
Exceeds ISS SDG E score baseline	1%	
Labeled Green bonds	1%	
Total Environmental Sustainable Investments	16%	5%
<u>Social Sustainable Investments</u>		
Exceeds SKYSIS-S score baseline	8%	
Exceeds ISS SDG S or G score baseline	3%	
Labeled Social/Sustainability linked bonds	3%	
Total Social Sustainable Investments	14%	5%
Total Defined Sustainable Investments	30%	15%

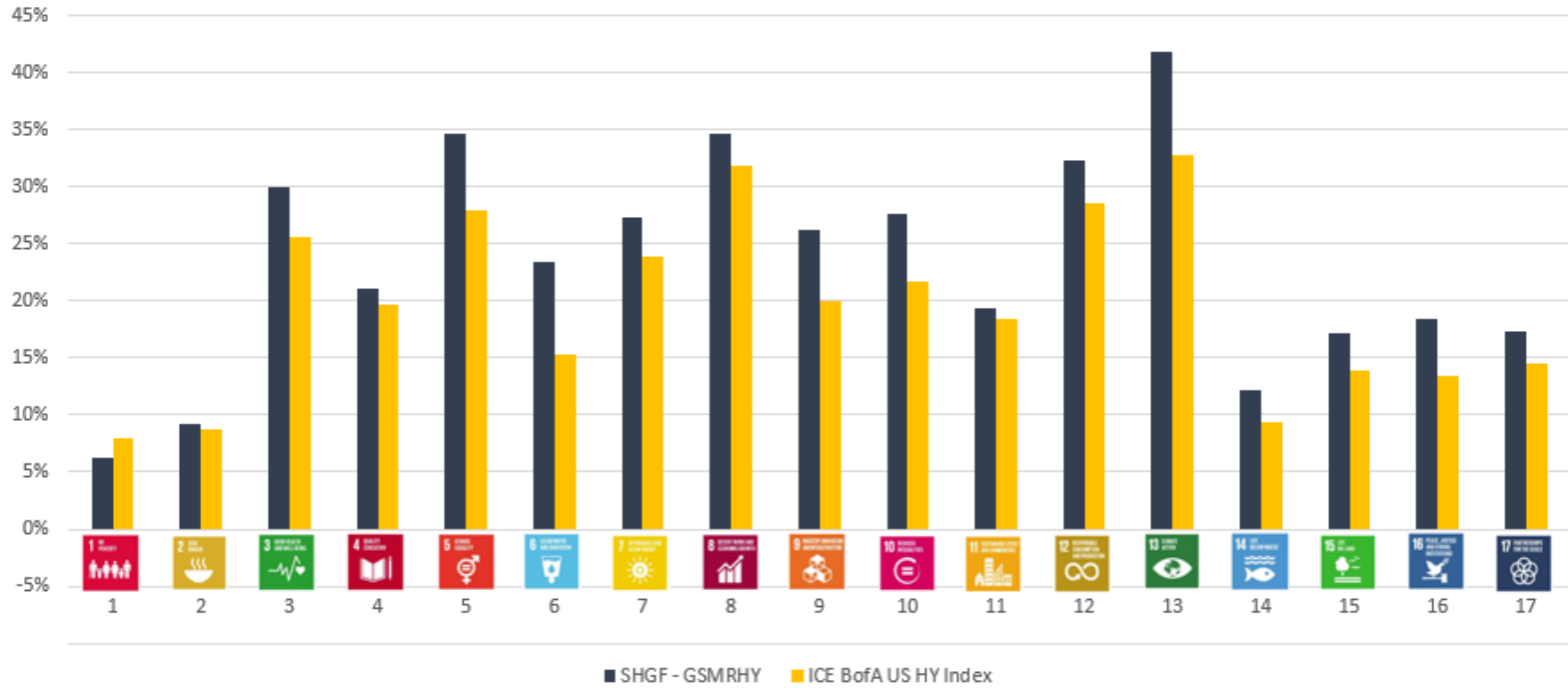
Every SHGF portfolio shall have a minimum proportion of 15% in SKY Harbor-defined Sustainable Investments with an environmental and/or social objective (although not qualifying as “environmentally sustainable” under the EU Taxonomy). The 15% minimum shall comprise a minimum proportion of 5% each in SKY Harbor-defined Environmental and Social Sustainable Investments, respectively.

This commitment highlights one of several features of our multi-faceted approach to socially responsible investing, which, among other criteria, employs a proprietary SKYSIS Scoring methodology that seeks to identify sustainably responsible companies that offer products and services having a direct nexus with identifiable SDG goals while also evaluating the positive or negative impacts of investee companies with respect to certain mandatory and optional Principal Adverse Indicators as set forth in the SFDR Regulatory Technical Standards.

Other SKY Harbor-defined Sustainable Investments criteria include labeled bonds issued expressly to achieve sustainable investments or sustainable contributions as well as bonds that meet top tier scores rated by ISS-ESG Solutions®, an independent ESG-oriented screening service. (See SHGF’s prospectus for a detailed description of the methodology; available at www.skyharborglobalfunds.com).

The Fund is not benchmarked.
SKY Harbor as of March 31, 2024

Market Value Weighted Company Acknowledged SDG

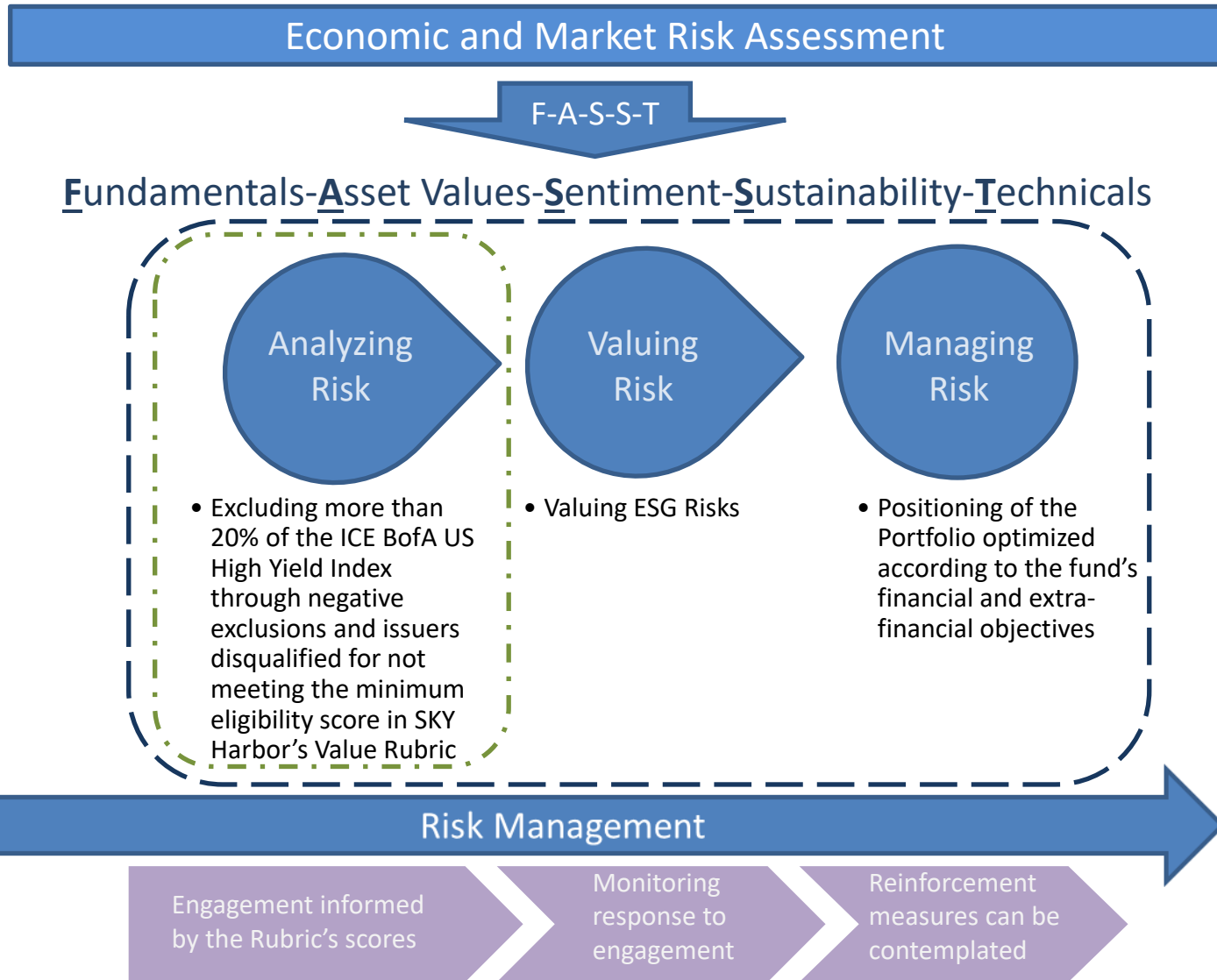


- 1. No Poverty
- 2. Zero Hunger
- 3. Good Health and Well-Being
- 4. Quality Education
- 5. Gender Equality
- 6. Clean Water and Sanitation

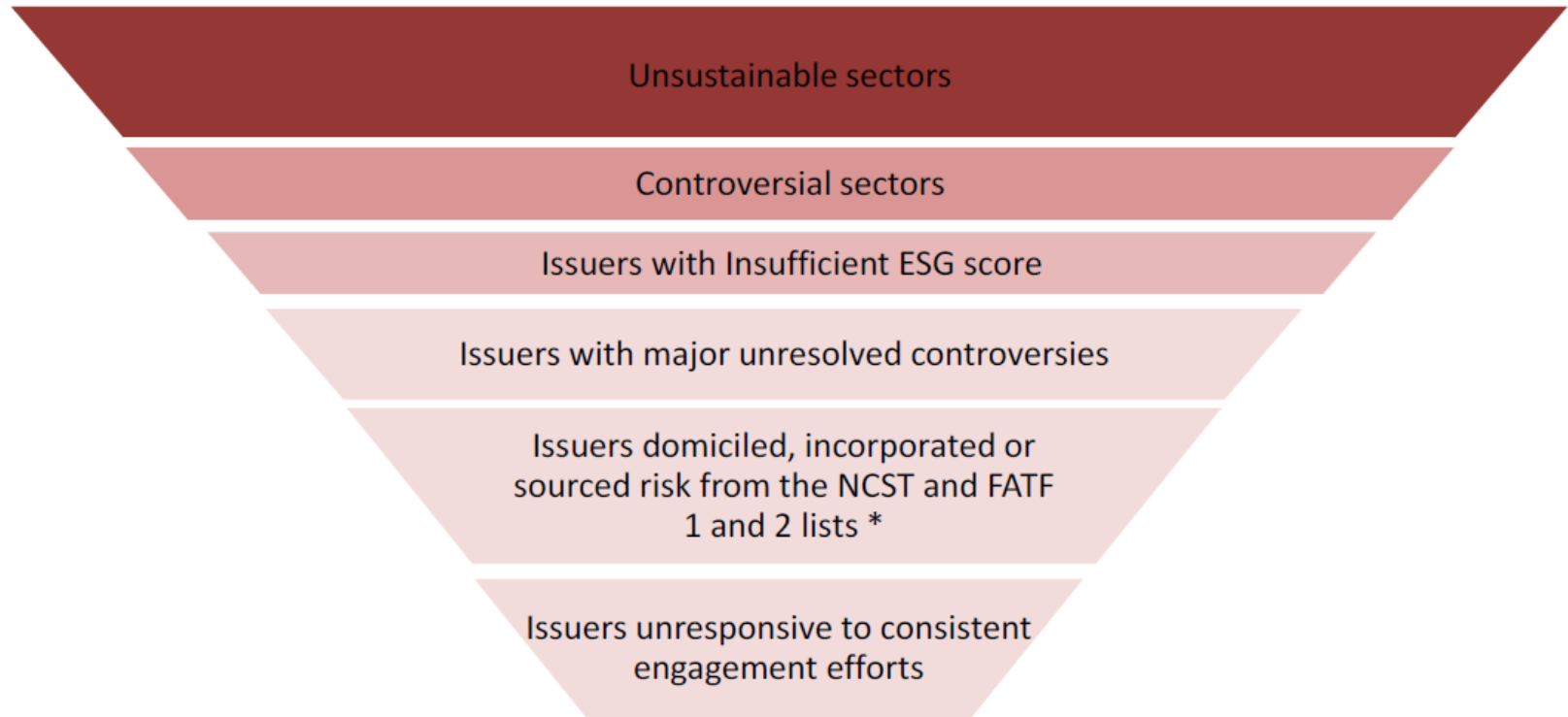
- 7. Affordable and Clean Energy
- 8. Decent Work and Economic Growth
- 9. Industry, Innovation and Infrastructure
- 10. Reduced Inequalities
- 11. Sustainable Cities and Communities
- 12. Responsible Consumption and Production

- 13. Climate Action
- 14. Life Below Water
- 15. Life on Land
- 16. Peace, Justice and Strong Institutions
- 17. Partnerships for the Goals

The Fund is not benchmarked. Comparative data is the ICE BofA US High Yield Index Sky Harbor, ICE BofA, as of March 31, 2024.



Below Investment Grade Debt Issuer Universe



Sustainable Investment Universe

Note: The issuer Universe refers to the issuers comprising the ICE BofA US High Yield Index (ticker H0A0). Please see the disclaimers for more details.

* Exclusion implemented as of April 2021
Source: SKY Harbor

The Principal Adverse Impacts are more specifically categorized and described as follows:

E = High Transition Risk

S = Exploitive Business Models

G = Specified Unlawful Acts (e.g., bribery, corruption, tax evasion, product liability, failure of Board oversight).

HR^{ts} = Endangers Human Rights (i.e., verified and unredeemed material violations of internationally proclaimed norms and conventions regarding human rights).

If an issuer has more than one Principal Adverse Impact, the analyst will assign the Principal Adverse Impact score to the category that is most severe.

Conversely, SKY Harbor uses a positive impact score to reward particularly commendable behaviors, initiatives or efforts. Analysts will assign a score to one of E, S, or G based on the dimension that is most aligned with the positive impact. In addition, SKY Harbor’s analysts monitor companies’ response to engagement efforts. An engagement score is included in the calculation of the total G score.

This Final score is computed as the sum of the E, S, G and HR^{ts} underlying scores. Issuers with a Rubric score below SKY Harbor’s minimum threshold are excluded from the investible universe of the Fund.

At least 20% of the issuers in the underlying universe of the sub-Funds (as defined by the ICE BofA US High Yield Index, HOA0) shall be excluded at all times as a result of the combination of negative exclusions and the failure to meet SKY Harbor’s minimum Value Rubric score criterion.

Note: The CSR HR^{ts} Governance, Due Diligence & Remediation indicator is referred to as CSR HR^{ts} throughout this document.

Value Rubric's Sustainability Factors					
Environmental	Social	Governance	Human Rights	SDGs	
Direct and Indirect GHG Emissions (Scope 1&2)	Safety & Wellness	Chief Sustainability Officer or Committee	CSR HRts Governance, Due Diligence & Remediation	Company announced SDGs	
TCFD Elements	Community Engagement / Commitments	DEI Ownership	Policy to respect HR		
Net Zero Commitment	Sustainable Product Highlight	Board Diversity	Process to identify, prevent & account for their impact on HR's		
Waste Handling	DEI Policies & Strategies	Board Independence	Process to remediate any adverse HR impact		
Water Usage	DEI Collective Efforts	C-Suite Compensation	Adopted standards in transparency		
Principal Adverse Impacts	High Transition Risk	Exploitive Business Models	Specified Unlawful Acts	Endanger Human Life	
				Norms breaches	
Positive Impacts	Positive Environmental Momentum	Positive Social Momentum	Positive Governance Momentum		
Post-Engagement Response Factor			Engagement Response		
Total Score for each Dimension	E Score	S Score	G Score	HRts Score	SDG Score
Final Rubric Score	Total Score				

ESG (Impact) Indicator selected by SKY Harbor

Internal Score

External Score (Source: ISS ESG)

ISS ESG CARBON DATA DEFINITIONS AND CALCULATION METHODOLOGIES

Total Analysis Value – is the aggregate value of positions that meet the minimum eligibility criteria (data availability for Adjusted Enterprise Value, scope 1&2 emissions and scope 1&2 emissions intensity / revenue millions)

Share Disclosed – calculates the % number of companies that report reliable emissions in the portfolio. The difference between total coverage% and share disclosed% is the modeled company %.

Total Coverage – total analysis value / total market value

Position Ownership Ratio – Aggregated position value / Adjusted Enterprise Value (total debt + market capitalization)

Scope 1 & 2 – reported as tCO₂e

$$\sum_i^n \text{Position Ownership Ratio} \times \text{Position Scope 1\&2 Emissions}_i$$

Including Scope 3 – same as above including Scope 1-3

Relative Carbon Footprint – provides a measure of emission exposure per value of the portfolio invested reported as tCO₂e per \$ analyzed

$$\frac{\text{Emission Exposure}}{\text{Total Analysis Value}}$$

Carbon Intensity – Relative emission exposure that measures emission share in tCO₂e relative to the % holding of a company's revenue stream. Reported as tCO₂e / M Revenue (currency)

$$\frac{(\sum_i^n \text{Position Ownership Ratio}_i \times \text{Position Scope 1\&2 Emissions}_i)}{(\sum_i^n \text{Position Ownership Ratio}_i \times \text{Position Revenue}_i)}$$

Weighted Average Carbon Intensity – Similar as above but eliminates the Adjusted Enterprise Value impact. Reported as tCO₂e / M Revenue (currency)

$$\sum_i^n \text{Position Weight}_i \times \frac{\text{Position Scope 1 \& 2 Emissions}_i}{\text{Position Revenue}_i}$$

IMPACT INDICATORS: DEFINITIONS AND METHODOLOGIES

The integration of the four components of the Sustainability Factors forms the foundation that further supports the Fund's extra-financial objectives.

4 Impact Indicators (one for each of the E, S, G and HR^{ts} dimensions) have been designed to monitor the performance of the sub-Fund and to compare it to the high yield universe.

Environment:

The Environmental Impact Indicator is the **Direct and Indirect GHG emissions (Scope 1 & 2)**.

Unit of measure: Score based on Tons of CO2 equivalents per unit of revenue (in USD millions) using an equivalence table.

Source: ISS-ESG

Goal: to achieve at least 70% coverage of the sub-Funds that can be consistently measured by this indicator.

Social:

The Social Impact Indicator is the **Safety & Wellness Factor**.

Unit of measure: Percentage based on Boolean indicator (disclosure of specific measures, protocols and/or principles to ensure the Safety and Wellness of the company's workforce).

Source: This indicator is proprietary to SKY Harbor.

Goal: to achieve at least 90% coverage of the sub-Funds that can be consistently measurable according to this indicator.

Governance:

The Governance Impact Indicator is the presence of a **Chief Sustainability Officer or Committee**.

Unit of measure: Percentage based on Boolean indicator (existence of a Chief Sustainability Officer or committee).

Source: This indicator is proprietary to SKY Harbor.

Goal: to achieve at least 90% coverage of the sub-Funds that can be consistently measurable according to this indicator.

Human Rights:

The Human Rights Impact Indicator is the company's governance, due diligence and remedial action policies specifically pertaining to human rights contained in its corporate social/sustainability report (**CSR HR^{ts}**) or other publicly available manifestations of its commitment to implementing the United Nations "Protect, Respect and Remedy" Framework as set forth in the Guiding Principles on Business and Human Rights © 2011 United Nations.

Unit of measure: ordinal number value in the proprietary Value Rubric scoring methodology.

Source: Proprietary scoring system modeled after the assessment methodology of the Corporate Human Rights Benchmark Ltd. © April 2019.

Goal: to achieve at least 90% coverage of the sub-Funds that can be consistently measurable according to this indicator.

IMPORTANT DISCLOSURES AND DISCLAIMERS

SKY Harbor Capital Management, LLC (“SKY Harbor”) provides this document for marketing and informational purposes only. The information contained herein is confidential; intended solely for the person to whom it has been delivered; and presented without any representation or warranty as to its accuracy or completeness or fitness of purpose and without any responsibility on the part of SKY Harbor to revise or update the information. Nothing contained in this document is or should be construed as an advertisement, or an offer to enter any contract, investment advisory agreement, a recommendation to buy or sell securities of any kind, a solicitation of clients, or an offer to invest in any particular security, fund, product, investment vehicle, or derivative. Forward-looking statements such as the findings of our analytical research, our outlook for interest rates, central bank policy, the economy, high yield markets and the like, illustrations of ESG integration in our fundamental credit analysis, or our intended adjustments to the portfolios within our flagship strategies are all subject to inherent risks, biases, and uncertainties that are beyond the control of SKY Harbor and may cause actual results to differ materially from the expectations expressed herein.

The information contained herein is subject to change, and SKY Harbor is under no obligation to update any information contained herein. Certain information contained in this document has been obtained from third-party sources and, although believed to be reliable, has not been independently verified, and its accuracy, completeness and fitness of purpose cannot be guaranteed.

Broad High Yield Market Strategy portfolios may include 6%-12% of USD-denominated below-investment-grade corporate debt securities that are not included in the ICE BofA US High Yield Index (“Index”). These securities may have variable coupon schedules, scheduled maturity of less than one year, USD-listed issuers domiciled outside the US, issues with less than \$250 million in debt outstanding and new-issue securities not yet in the Index due to routine timing lag. The Index reflects no deductions for fees, expenses or taxes.

Investing in securities involves risk of loss and past performance is not necessarily indicative of future results. Fixed income securities, especially high yield debt securities, are subject to loss of income and principal arising from credit risk, which is the risk that the issuer will be unable to make interest and principal payments when due. Material risks in investing in high yield debt securities also include, but are not limited to, opportunity cost (the risk that an issuer’s credit trends deteriorate resulting in a higher level of compensation demanded by the market relative to the initial investment), interest rate risk, liquidity risk, selection risk, ESG (Environmental, Social and Governance) risk (sustainability focused strategies may underperform other high yield strategies), and overall market risk. In general, issuers of high yield debt securities have a greater likelihood of defaulting on the payment of interest or principal than issuers of investment grade bonds. There can be no assurance that the investment objectives described herein will be achieved or that substantial losses can be avoided. Socially responsible investing does not guarantee optimal asset allocation and investment performance and may not necessarily comport with an investor’s own subjective, moral or ethical standards and aspirations. Additional Risk Factors are set forth in relevant offering documents or directly from SKY Harbor.

SKY Harbor is not a tax or legal advisor. Prospective investors should consult their tax or legal advisors before making tax-related investment decisions.

The ICE BofA Index data referenced herein is the property of ICE Data Indices, LLC (“ICE BofA”) and/or its licensors and has been licensed for use by SKY Harbor. ICE BofA PERMITS USE OF THE ICE BofA INDICES AND RELATED DATA ON AN “AS IS” BASIS, MAKES NO WARRANTIES REGARDING SAME, DOES NOT GUARANTEE THE SUITABILITY, QUALITY, ACCURACY, TIMELINESS, AND/OR COMPLETENESS OF THE ICE BofA INDICES OR ANY DATA INCLUDED IN, RELATED TO, OR DERIVED THEREFROM, ASSUMES NO LIABILITY IN CONNECTION WITH THE USE OF THE FOREGOING, AND DOES NOT SPONSOR, ENDORSE, OR RECOMMEND SKY Harbor or ANY OF ITS PRODUCTS OR SERVICES.

© SKY Harbor 2024. This document may not be reproduced or transmitted, in whole or in part, by any means, to third parties without the prior written consent of SKY Harbor.

IMPORTANT DISCLOSURES (CONT.)

SKY Harbor Capital Management GmbH Conflicts of Interest Policy Disclosure

SKY Harbor Capital Management GmbH (the “Company”) is licensed by Germany’s BaFin (ID # 129400) to provide certain financial services within the meaning of Section 32 of the German Banking Act. It acts as the Principal Distributor of SKY Harbor Global Funds (the “Fund”), a Luxembourg SICAV regulated as a UCITS by the Commission de Surveillance du Secteur Financier (the “CSSF”). The Company’s business is to promote the Fund to institutional investors directly or indirectly through regulated financial institutions by way of sub-distributor agreements. The Company where appropriate also promotes the investment management services of its parent company, SKY Harbor Capital Management, LLC, an independent SEC-registered investment adviser located in Greenwich, CT, USA, which also serves as the Fund’s Investment Manager. Because the Company neither manages discretionary client assets nor provides brokerage services, it neither takes possession of nor transacts in any assets belonging to clients or investors. The Company does not engage in proprietary trading but is permitted by BaFin to transact on a limited basis in Fund shares for its own account to facilitate the activation of dormant share classes.

a. The Company is committed to act at all times in accordance with its legal and fiduciary obligations in the best interest of the Fund’s investors. Accordingly, the Company has established policies reasonably designed to detect, prevent, manage, and if necessary disclose conflicts of interest between the Company and the Fund’s clients/investors or between one client/investor and another that may arise in the course of providing services. The Conflicts of Interest Policy and Procedures are regularly reviewed by the Compliance Department, senior management, Internal Audit, and at least annually by independent external auditors.

b. Within the scope of its business, the Company’s possible conflicts of interest may include:

- Incentive systems for company staff that encourage aggressive sales practices
- Misrepresentations or omissions of material information in communicating with current or prospective investors
- Favoring one investor over another in terms of service or selective disclosure of information because of the importance of that investor or sub-distributor relationship
- Employee use of material nonpublic information in personal securities transactions
- Impermissible gifts to or entertaining of investors or public officials
- Exercising more liberal discretion for an investor over another when granting permission to the Fund’s transfer agent/custodian/administrator to make accommodations for certain exceptions in transactions with the Fund
- Financial interest in Fund-Shares for which the Company acts as Principal Distributor
- Acting as Directors of the Fund and as MD/ Geschäftsführer of the Company at the same time

c. Measures to detect, prevent, and manage conflicts of interest mainly include:

- Mandatory periodic employee training in Compliance and Code of Ethics including Conflicts of Interest training
- Employee compensation practices designed to align investor interests not conditioned on AUM or sales metrics
- Appropriate rules and guidelines with business partners
- Continuous monitoring, pre-authorization and disclosure of all employees’ personal securities transactions
- Employees are discouraged from transacting in any securities issued by companies in which the Fund may invest
- Selective Disclosure governed by written confidentiality agreements supported by reasonable purposes
- Material information routinely made available to all investors through the Fund’s website and the Company’s periodic newsletter updates to ensure simultaneous access to information
- Requirement that all travel, gift, and entertainment expenses be documented and approved by the parent company
- Written rules of conduct govern disclosure and authorization of incentives, such as the receipt and acceptance of gifts and other benefits, political contributions, and outside business activities
- Periodic employee anti-bribery training
- Vetting and approval of all Marketing and Promotional literature by parent company’s Chief Compliance Officer
- Employees annually acknowledge compliance with global Compliance and other Policies and Procedures
- Annual internal audit performed by parent, SKY LLC
- Retention of independent auditor to perform the Company’s annual audit
- Director discretion in favoring any investor is subject to limitations imposed on the Fund transfer agent/custodian/administrator by the CSSF and relevant law and regulation
- Company’s ownership of Fund shares subject to outside auditor scrutiny
- Retention of external independent Director for the Board of the Fund

This communication is only directed at persons in the UK reasonably believed to be persons who (1) have professional experience in matters relating to investments, falling within Article 19(5) of the UK Financial Services and Markets Act 2000 (Financial Promotion) Order 2005 (as amended) (the “Financial Promotion Order”) or (2) are persons falling within Article 49(2)(a) to (d) (“high net worth companies, unincorporated associations, etc.”) of the Financial Promotion Order or (3) are persons to whom such a document may otherwise lawfully be communicated (all such persons together being referred to as “relevant persons”). This communication must not be acted on or relied on by persons who are not relevant persons. Any investment or investment activity to which this material relates is available only to relevant persons or will be engaged in only with relevant persons.

IMPORTANT DISCLAIMERS (CONT.) AND CONTACT INFORMATION

This document constitutes marketing communications concerning SKY Harbor Global Funds, a Luxembourg UCITS authorized in accordance with Article 5 of Directive 2009/65/EC, as amended (the “Fund”). Lemanik Asset Management S.A. (the “manco”) is the appointed management company of the Fund and is responsible on a day-to-day basis under the supervision of the Board of Directors, for providing administration, marketing, distribution, investment management and advisory services in respect of all the Sub-Funds and has delegated part or all of such functions to third parties including but not limited to SKY Harbor Capital Management, LLC as investment manager and SKY Harbor Capital Management GmbH, as Principal Distributor. The manco has the right to terminate arrangements made for the marketing of the shares of this UCITS in accordance with Article 93 of Directive 2009/65/EC, as amended.

Investor rights to file complaints regarding the operation of the Fund is set forth in the Fund’s prospectus, which is available free of charge in English and French at www.skyharborglobalfunds.com, where the Fund’s Key Investor Information Documents may also be accessed free of charge in English, French, German (including Swiss German), Spanish, Italian, Portuguese, Swedish, Danish, Norwegian, and Dutch.

Additional information is available upon request to the Fund’s Investment Manager and/or its Principal Distributor:

Investment Manager:

SKY Harbor Capital Management, LLC
20 Horseneck Lane, 1st Floor
Greenwich, Connecticut 06830 USA
+1 203 769 8800
info@skyhcm.com

Principal Distributor

SKY Harbor Capital Management GmbH
Friedrich-Ebert-Anlage 36,
60325 Frankfurt am Main, Germany
+49 69 75938622
skyharborgmbh@skyhcm.com